

iMS4-P revision comparison table


iMS4-P	Rev-A	Rev-B	Rev-C	Rev-D / Rev-E
Status	Obsolete	Obsolete	Ending	Production
Frequency range	12-200MHz	12-200MHz	10-210MHz	10-220MHz
Frequency resolution (SDK limit)	2.9KHz	2.9KHz	3.1KHz	0.014KHz*
Ethernet	No	Yes	Yes	Yes
Max. Image Clock Rate (XY applications)	300KHz	1.2MHz	2.08MHz	3.5MHz
Output power level control *	Common	Common	Independent	Independent
Compensation LUT / calibration *	Common	Common	Independent	Independent
Delay control from Image Clock	SDIO	SDIO	SDIO	SDIO and RF outputs
SDIO, output rise time	800nsec	800nsec	100nsec, Bits 0-3	70nsec, All bits
SDIO Pulse width control	No	No	Yes. All bits	Yes. Selectable bits
RS422 Encoder Inputs (target tracking apps)	No	Yes	Yes	Yes
Supports enhanced Image Sequences	No	No	Yes	Yes
In-field Firmware Upgradeable	No	No	Controller only	Synth and Controller

(* in final development)


Key: Common = Common to all four output channels
 Independent = Per channel or Per channel pairs (for X-Y scanning applications).
 SDIO = Synchronous digital IO

Programming Considerations when changing from obsolete rev-B to rev-C onwards .

Notes (with SDK Class reference):

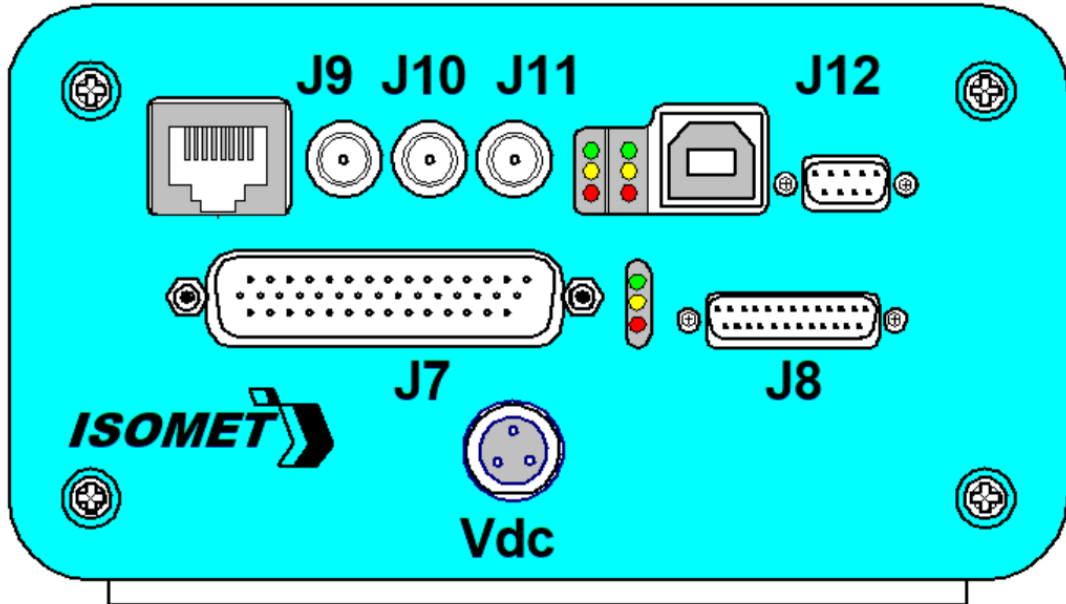


rev-E (and former rev-C / rev-D) employ channel specific amplitude controls and LUT file structure.



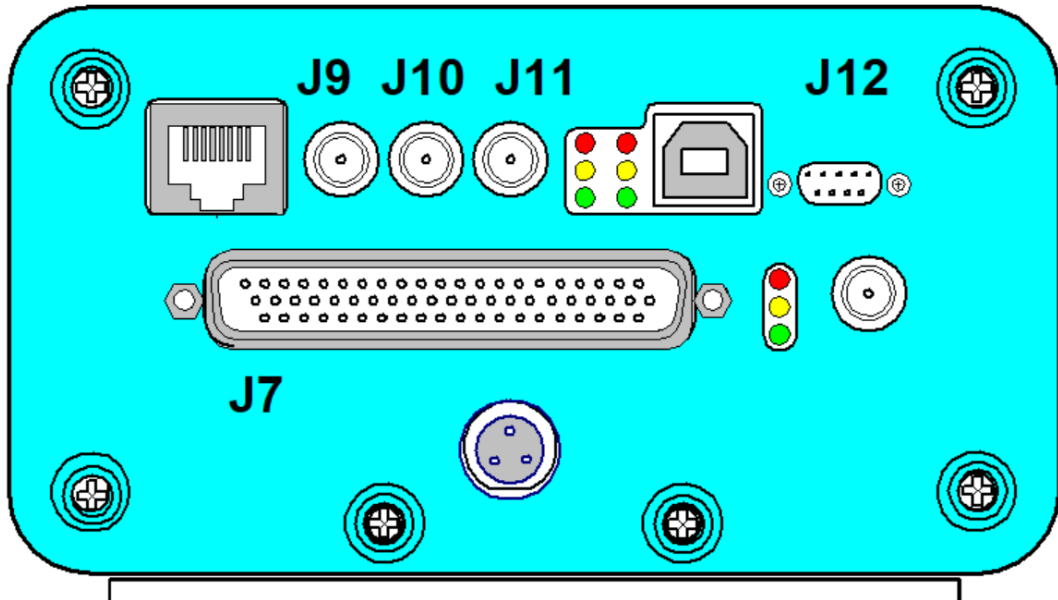
iMS4 front panel connectors

Rev-C (Rev-B, Rev-A)



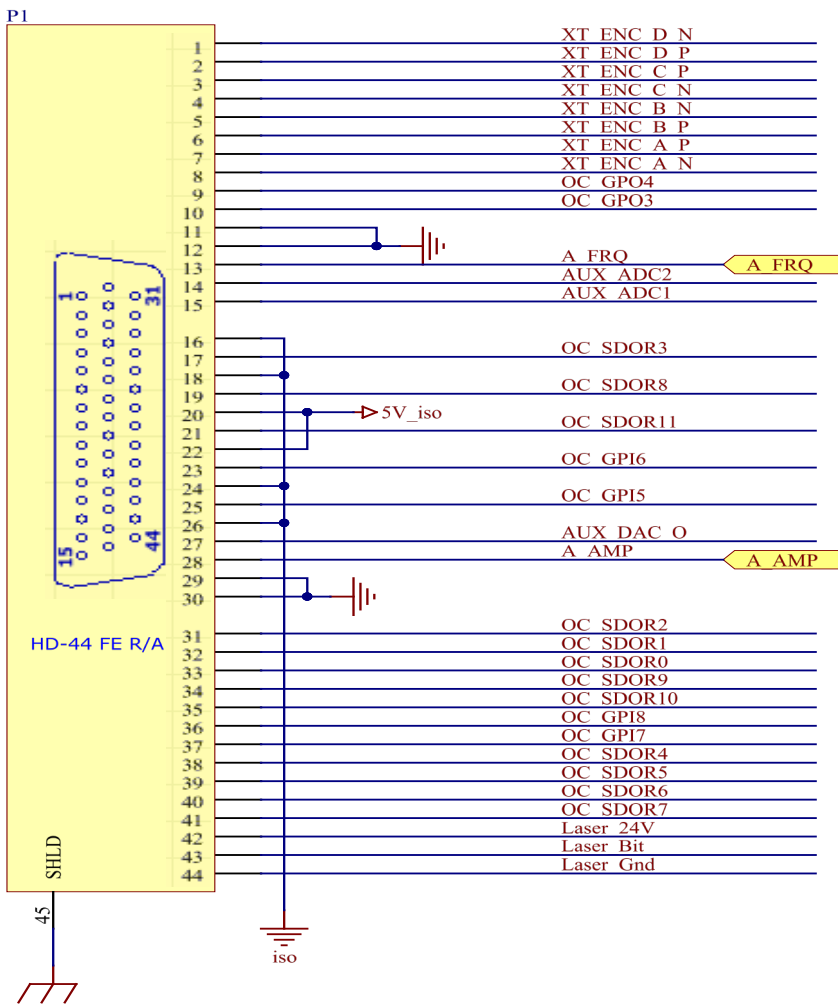
Rev-E (Rev-D)

Change : A single 62way HD D-type (J7) replaces the 44way + 25way micro D-type of former revisions

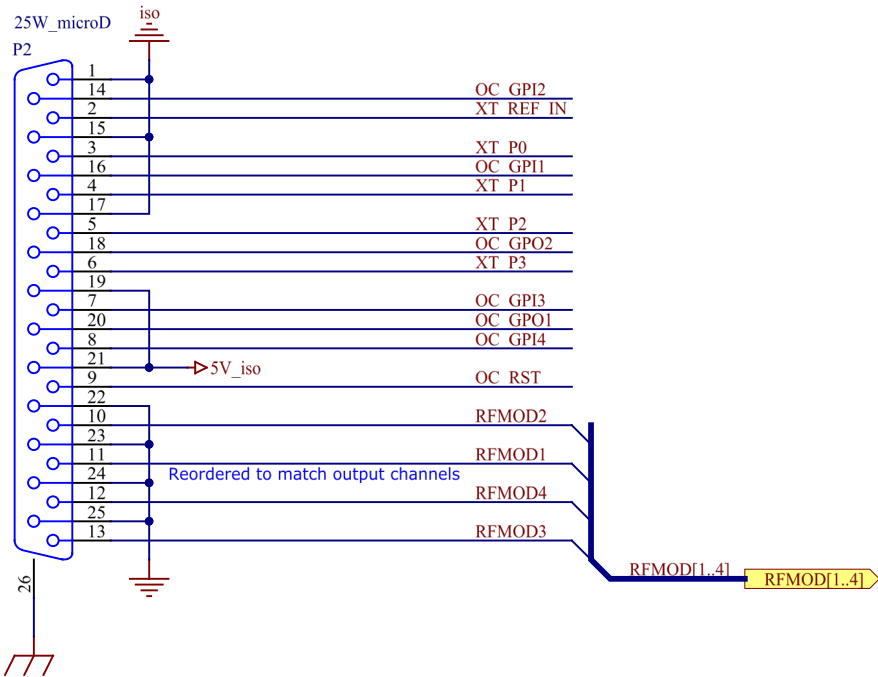


Rev-C (Rev-B)

J7

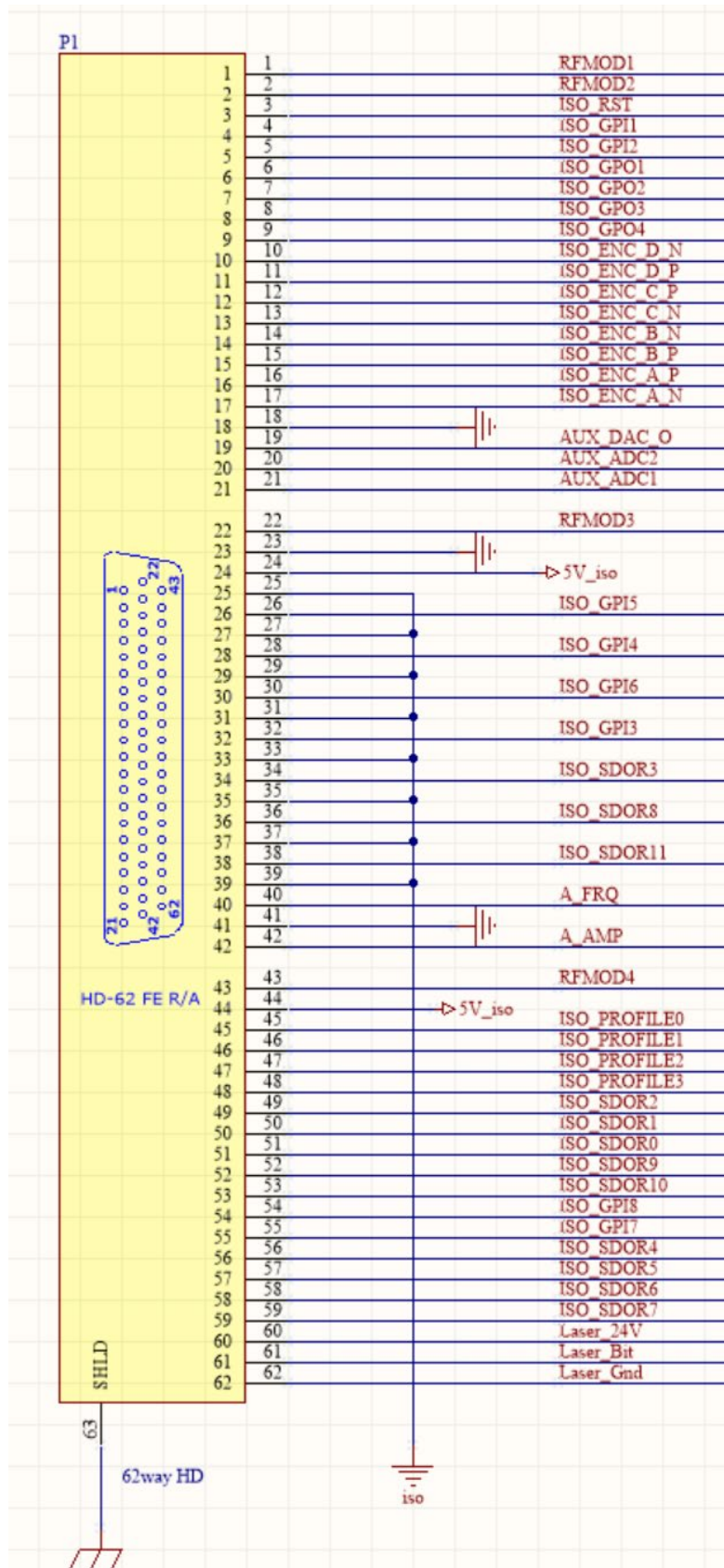


J8



Rev-E / Rev-D

J7



J8 SMA reserved